



AROMA RISE  
CASCAD E

---

ultrasonic diffuser  
*diffuseur ultrasonique*

---

*Please read and save this manual*

Saje<sup>®</sup>

NATURAL WELLNESS

AROMA RISE

CASCADE

---

ultrasonic diffuser

*diffuseur ultrasonique*

---



*Live healthier by improving  
the quality of the air you breathe*



## TABLE OF CONTENTS

BENEFITS OF DIFFUSING	1
PRODUCT FEATURES	2
SPECIFICATIONS	3
DIAGRAM OF PARTS	5
OPERATING INSTRUCTIONS	6
CARE & MAINTENANCE	9
CAUTIONS	11
FCC & IC STATEMENTS	13
FAQs	15

## **BENEFITS OF DIFFUSING**

Diffusing is an easy, heat-free way to enjoy Saje's 100% natural diffuser blends.

This ultrasonic technology, combined with water and a diffuser blend, produces negative ions and aromas that elevate your well-being.

When used with your favorite Saje diffuser blend, the ultrasonic diffuser's refreshing mist brings nature's goodness into your space, supporting balance and harmony.

Transform your surroundings with revitalizing air that's reminiscent of fresh mist off a waterfall. Add the Saje diffuser blend of your choice and enjoy fresh, inviting aromas any time.

## **PRODUCT FEATURES**

- Uses an ultrasonic, heat-free system to disperse essential oil molecules into the air.
- May also be used as an air purifier or humidifier.
- Whisper-quiet operation and auto shut-off.
- Continuous and intermittent output settings.
- Operates with light on or off.
- Fluted ceramic cover.

## SPECIFICATIONS

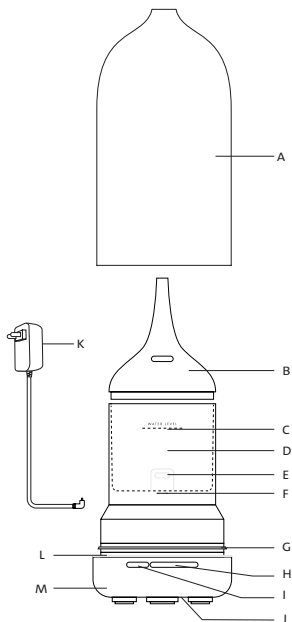
<b>PRODUCT NAME</b>	Aroma Rise
<b>INPUT VOLTAGE</b>	AC100-240V
<b>OUTPUT VOLTAGE</b>	DC24V
<b>RATING POWER</b>	12W max.
<b>WATER TANK CAPACITY</b>	90 ml (3.4 fl oz)
<b>MISTING DURATION</b>	approx. 3 hours continuous approx. 6 hours intermittent (30 sec on/30 sec off)
<b>MIST OUTPUT</b>	approx. 30 ml (1 fl oz)/hour on continuous; approx. 15 ml (0.5 fl oz)/hour on intermittent
<b>SETTINGS</b>	light on/off control;continuous mist or intermittent mist; off
<b>LIGHT OPTIONS</b>	white LED light on/off control during any setting
<b>COVERAGE AREA</b>	approx. 500 sq ft

<b>DIMENSIONS</b>	approx. (D) 90 mm x (H) 185 mm or (D) 3.5" x (H) 7.3"
<b>NET WEIGHT</b>	700 g (25 oz)
<b>MAIN MATERIALS</b>	cover: ceramic; base: ABS; water tank: PP; o-ring: silicone



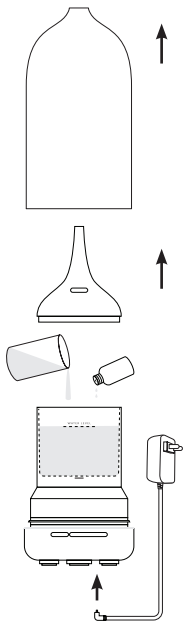
## DIAGRAM OF PARTS

- A. CERAMIC COVER
- B. WATER TANK COVER
- C. MAXIMUM WATER LEVEL LINE
- D. WATER TANK
- E. AIR OUTLET
- F. CERAMIC DISC
- G. SILICONE O-RING
- H. MIST ON/OFF BUTTON
- I. LED LIGHT ON/OFF BUTTON
- J. DC POWER JACK
- K. POWER ADAPTER
- L. LED LIGHT
- M. BASE

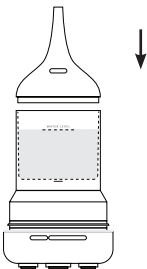
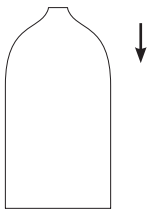


## OPERATING INSTRUCTIONS


1. Remove the ceramic cover from the base, then remove the water tank cover from the water tank.
2. Connect power adapter to DC power jack on bottom side of unit.
3. Fill water tank with room temperature tap water to no higher than max. water level line (100 ml/3.4 fl oz). Tilting the unit can cause water to run into the diffuser's ventilation system and out the bottom. To ensure correct usage, always bring water to your ultrasonic diffuser and not the other way around.
4. Add 10-15 drops (depending on preference) of your favourite Saje diffuser blend to the water.




5. Replace the water tank cover and then the ceramic cover, ensuring that they fit properly onto the water tank and the base.
6. Plug the power adapter into the electrical outlet
7. Press the on/off button (right button) and select the mist setting.




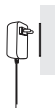
#### **BUTTON INDICATORS:**

⟨ =  *1st stage-continuous misting:*  
PRESS ONCE: Mist emits continuously and automatically turns off after 3 hours of operation

⟨ =  *2nd stage-misting intervals of 30 seconds:* PRESS A SECOND TIME: Mist emits at intervals of 30 seconds and automatically turns off after 6 hours of operation

 *3rd stage-power off:*  
PRESS A THIRD TIME: Mist off

 *Optional (left button):*  
LED light on/LED light off



8. Unit will shut off automatically after 3 hours (continuous setting) and 6 hours (intermittent setting). Note that the water level remaining in the tank after shut-off will vary. For next use, fill up water level to the max. water level line with new water supply.
9. A filled unit should never be moved. Always wait until water reaches minimum levels to change diffuser's location; this will deter water from entering the ventilation system.
10. Use only Saje diffuser blends; using other oils may result in malfunction.

**PLEASE NOTE: RUN TIMES AND AMOUNT OF WATER LEFT IN THE TANK AFTER AUTO SHUT-OFF WILL VARY DUE TO CLIMATE, ENVIRONMENT AND OTHER FACTORS.**

## CARE & MAINTENANCE

- If the unit is knocked over while in operation, water could leak into the internal mechanism of the unit; if this occurs, unplug from power, empty water and let unit dry out in well-ventilated area for at least three days.
- Turn off unit and unplug from the power adapter prior to cleaning.
- Remove cover and empty water from the water tank, carefully avoiding the air outlet.
- If required, use a clean, soft, damp cloth to wipe down exterior of unit.
- Frequency of cleaning is dependent upon usage and types of diffuser blends used (i.e. how thick the essential oils are in the diffuser blend).
- To clean inside water tank, pour a few drops of rubbing alcohol or Saje Multi Clean All Purpose Cleaner into tank and wipe with a clean, soft cloth. Do not use vinegar or dish soap.

- To clean ceramic disc at bottom of water tank, dispense a few drops of rubbing alcohol onto a clean cotton swab and wipe clean.
- The top of the ceramic disc should be gently wiped of mineral deposits and other debris for optimal misting. Never use any sharp objects to clean the ceramic disc as this will damage the disc permanently.
- For optimum results, clean the water tank before changing diffuser blends.
- Do not disassemble or attempt to repair the disc or unit; in the event of a problem, please contact 1-877-ASK-SAJE.

## CAUTIONS

- Only use the power adapter supplied. Never operate the unit if the power adapter or any part of the unit is damaged or broken.
- To reduce the risk of electric shock, do not attempt to service the device in any way other than as described in the “Care & Maintenance” section of this manual. Do not plug the unit into the wall socket with wet hands.
- Do not attempt to empty, refill, move or clean unit while in use or plugged in. When moving the device, hold securely by the base. Always place the unit on a stable, level surface.
- Do not touch the highly sensitive ceramic disc with bare fingers when the ultrasonic diffuser is in use or plugged in. To prevent clogging or damaging the ceramic disc when operating, use clean tap water at room temperature.

- Do not fill water tank directly from tap as water could spill into the internal mechanism and cause damage. Fill only to the water level line and do not overfill or immerse the unit in water. Do not pour water or other liquid into the air outlet.
- After each use, remove any liquid left in the water tank.
- Ensure that the power adapter is not covered or blocked when plugged in; it must be able to dissipate the heat properly.
- Use only Saje diffuser blends in device: other oils may contain fragrances, base oils or synthetics that could result in malfunction. Some single note essential oils are also too thick or heavy for use in the ultrasonic diffuser. See FAQs for more information.
- In case of smoke, unusual aromas, noises or other malfunctions, unplug the unit immediately and discontinue use. Further use may result in fire or electric shock.
- Always keep unit out of reach of small children and pets.



## FCC & IC STATEMENTS

This device complies with Part 15 of the FCC rules. Operation is subject to the following two conditions:

1. This device may not cause harmful interference, and
2. This device must accept any interference received, including interference that may cause undesired operation.

This equipment has been tested and found to comply with the limits for a Class B digital device, pursuant to part 15 of the FCC Rules. These limits are designed to provide reasonable protection against harmful interference in a residential installation. This equipment generates, uses and can radiate radio frequency energy and, if not installed and used in accordance with the instructions, may cause harmful interference to radio communications. However, there is no guarantee that interference will not occur in a particular installation. If this equipment does cause harmful interference to radio or television reception, which can be determined by turning the equipment off and on,

the user is encouraged to try to correct the interference by one or more of the following measures:

- Reorient or relocate the receiving antenna.
- Increase the separation between the equipment and receiver.
- Connect the equipment into an outlet on a circuit different from that to which the receiver is connected.
- Consult the dealer or an experienced radio/TV technician for help.

Changes or modifications not expressly approved by Saje Natural Wellness Canada could void the user's authority to operate this equipment.

This device complies with Part 18 of the FCC Rules and ICES 001.

Although this product is tested and complies with FCC, it may interfere with other devices. If this product is found to interfere with another device, separate the other device and this product. Conduct only the user maintenance found in this instruction manual. Other maintenance and servicing may cause harmful interference and can void the required FCC compliance.

## FAQs

### **Q: WHAT IF MY UNIT DOES NOT TURN ON?**

Power adapter may not be properly plugged in; ensure that the power adapter is properly plugged into the DC power jack and the electrical source.

### **Q: WHAT IF MY UNIT DOES NOT MIST OR THERE IS ALMOST NO MIST?**

- A. There may not be enough water in the water tank; ensure that the water tank is filled to the maximum water level line.
  
- B. The water level may be too high (higher than the maximum water level line); turn off unit, pour out excess water and try again.
  
- C. The ceramic disc may require cleaning. Please see “Care & Maintenance” instructions.

**Q: WHAT TYPE OF WATER SHOULD GO INTO MY ULTRASONIC DIFFUSER?**

To prevent clogging or damage to the unit or disc, it's recommended to use clean tap water at room temperature.

**Q: WHAT CAN I PUT IN MY ULTRASONIC DIFFUSER?**

We recommend using 100% natural Saje diffuser blends, as they have been carefully blended for safe and easy use in your ultrasonic diffuser. Other blends and oils may contain fragrances, base oils or synthetics that have a thick and heavy consistency and could result in your unit's malfunction.

All Saje 100% Pure Single Note Essential Oils may be diffused, except the following:

- Ylang Ylang
- Patchouli
- Sandalwood
- Jasmine
- Rose



*Imported and distributed by / Importé et distribué par :*

**SAJE NATURAL WELLNESS**

22 EAST 5TH AVE VANCOUVER, BC CANADA

V5T 1G8 | SAJE.COM | 1-877-ASK-SAJE | @SAJEWELLNESS

MADE BY OUR FRIENDS IN CHINA. FABRIQUÉ EN CHINE

I'M MADE FROM RECYCLED PAPER. *please recycle where possible*